

# Custom Chassis Optical Switch System


## LT3000

The LT3000 Series of custom switches offer the ultimate flexibility in system configuration. Optical switches can be combined with a wide selection of other components to match the design requirement of the most demanding applications. Repeatability and reliability are assured by LIGHTech's fully developed design and manufacturing system. The LT3000 Series is available with a front panel keypad and a RS232 or GPIB control interface.

- Flexible custom configurations
- Local keypad and GPIB or RS-232 remote control
- Bench top or rack mounting
- 2U, 4U, 8U, up to 14U chassis

### Applications

- Manufacturing test systems
- Optical component testing
- Transmitter/receiver measurements
- Fiber test systems in telecommunications and data communications
- R&D laboratories



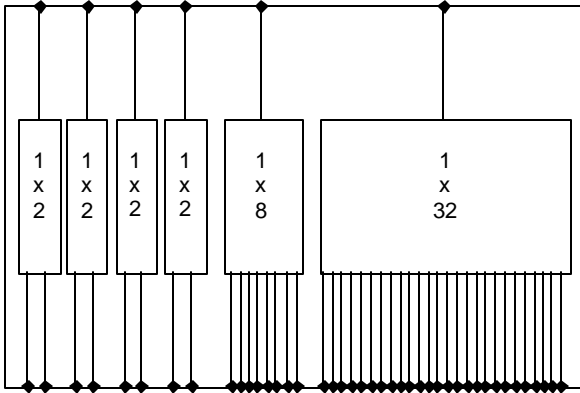
**Fiberoptic Solutions at the Speed of**

**LIGHTech**<sup>TM</sup>  
FIBEROPTICS, INC.

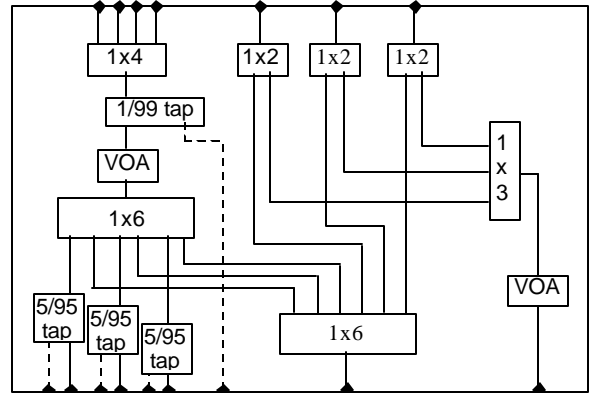
**Corporate Office:** 1981 Adams Avenue • San Leandro, CA 94577-1005 • Tel 510.567.8700 • Fax 510.567.8701  
**Customer Service:** Sales Support 510.567.8503 / 510.567.8505 • Fax 510.567.8506 • Toll Free 800.567.1688 • info@lightech.net

[www.lightech.net](http://www.lightech.net)

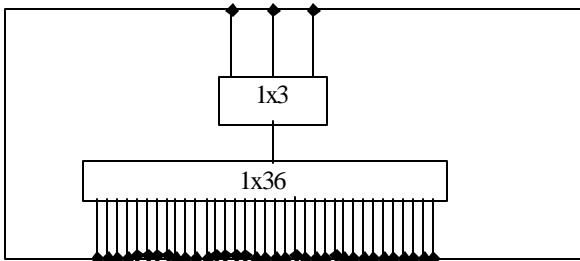
## LT3000 Series Custom Chassis Designs (Examples)



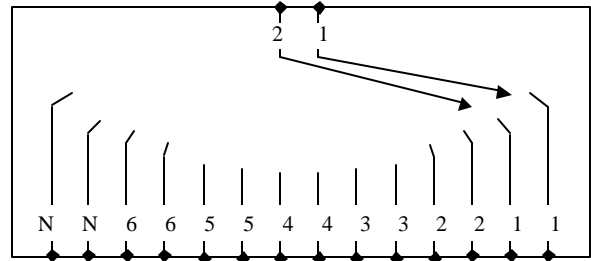
Configuration including several switches, identical or mixed, simultaneous or independent control



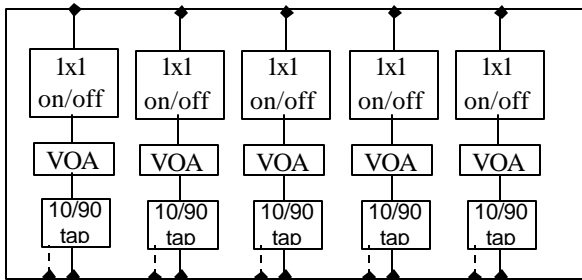
Multi-path custom configurations including switches, attenuators and couplers



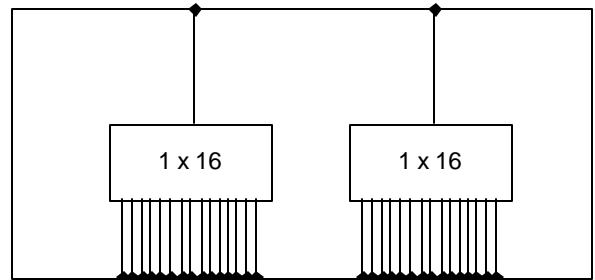
MxN Blocking (3x36)



Synchronous 2xN Switch



VOA array with monitor port and null state



Duplex or multi-layer 1xN